

Kenosha County



Executive Committee

Agenda

Kenosha County Administration Building
2nd Floor Committee Room

Thursday, February 23, 2023 at 6:00 PM

NOTE: UNDER THE KENOSHA COUNTY BOARD RULES OF PROCEDURE ANY REPORT, RESOLUTION, ORDINANCE OR MOTION APPEARING ON THIS AGENDA MAY BE AMENDED, WITHDRAWN, REMOVED FROM THE TABLE, RECONSIDERED OR RESCINDED IN WHOLE OR IN PART AT THIS OR AT FUTURE MEETINGS. NOTICE OF SUCH MOTIONS TO RECONSIDER OR RESCIND AT FUTURE MEETINGS SHALL BE GIVEN IN ACCORDANCE WITH SECTION 2.0 OF THE COUNTY BOARD RULES. FURTHERMORE, ANY MATTER DEEMED BY A MAJORITY OF THE BOARD TO BE GERMANE TO AN AGENDA ITEM MAY BE DISCUSSED AND ACTED UPON DURING THE COURSE OF THIS MEETING AND ANY NEW MATTER NOT GERMANE TO AN AGENDA ITEM MAY BE REFERRED TO THE PROPER COMMITTEE. ANY PERSON WHO DESIRES THE PRIVILEGE OF THE FLOOR PRIOR TO AN AGENDA ITEM BEING DISCUSSED SHOULD REQUEST A COUNTY BOARD SUPERVISOR TO CALL SUCH REQUEST TO THE ATTENTION OF THE BOARD CHAIRMAN.

1. Call To Order
2. Citizen Comments
3. Chair, Supervisor Comments
4. Communications
5. Approval Of Minutes
6. Resolution Recognizing April 2023 As "National Child Abuse Prevention Month"

Documents:

[APRILCHILDABUSEPREVENTIONMONTH.PDF](#)

7. Report Of Racial And Ethnic Equity Commission

Documents:

[REEC ARREST REPORT.PDF](#)

8. Other Matters As May Be Appropriately Brought Before The Committee
9. Adjourn



KENOSHA COUNTY

BOARD OF SUPERVISORS

Resolution No. _____

Subject: A Resolution Recognizing April 2023 as "National Child Abuse Prevention Month"			
Original [<input checked="" type="checkbox"/>]	Revised [<input type="checkbox"/>]	2nd Correction [<input type="checkbox"/>]	Resubmitted [<input type="checkbox"/>]
Date Submitted: 2/8/2023		Date Resubmitted:	
Submitted by: Vice Chair Decker and Supervisor Rodriguez			
Fiscal Note Attached [<input type="checkbox"/>]		Legal Note Attached [<input type="checkbox"/>] Agreement	
Prepared by: Vice Chair Decker and Supervisor Rodriguez		Signature:	

WHEREAS, our children are our most valuable resource and will shape the future of Kenosha County, and everyone plays an important role in preventing child abuse and neglect; and

WHEREAS, child abuse can have long-term psychological, emotional and physical effects that have lasting consequences for victims of abuse; and

WHEREAS, we must work together to increase awareness about child abuse and promote the societal and emotional well-being of children and families in a safe, stable and nurturing environment; and

WHEREAS, effective child abuse prevention activities succeed because of the partnerships created between child welfare professionals, education, health, community and faith-based organizations, businesses, law enforcement agencies, and families; and

WHEREAS, prevention remains the best defense for our children and families; and

WHEREAS, Congress passed a joint resolution and on April 4, 1983, President Roald Reagan proclaimed April as "National Child Abuse Prevention Month" under Proclamation 5039:

NOW THEREFORE BE IT RESOLVED, that the Kenosha County Board of Supervisors does recognize April 2023, as National Child Abuse Prevention Month in Kenosha County; and

BE IT FURTHER RESOLVED that the Kenosha County Board of Supervisors encourages members of public to join in this recognition and to renew the commitment to meet the serious challenge that child abuse and child neglect pose to the welfare of our children and families.

Erin Decker

Zachary Rodriguez

Kenosha County Racial and Ethnic Equity Commission

Report Concerning Arrests and Race

TO: Kenosha County Board,
Executive Committee

DATE: December 19, 2023

We make the following factual findings based on Kenosha County geographical data gathered on behalf of the Commission¹ and recommend that the Kenosha County Board take the following actions:

FINDING: Data indicate that Black adults disproportionately arrested. In 2021 -- the most recent year for which data was available -- Black adults were almost 7 times -- 6.82 x -- more likely to be arrested than were White adults. In 2020, 2019, 2018 and 2017, Black adults were 6.4, 6.9, 5.8, and 5.7 times more likely to be arrested than were White adults.

FINDING: Data indicate that Black juveniles ages ten through seventeen disproportionately arrested. In 2021, Black juveniles were 5.5 times more likely to be arrested than their White counterparts. In 2020, 2019, 2018 and 2017, Black juveniles were 4.8, 5.7, 5.1, and 3.9 times more likely to be arrested than were White juveniles.

FINDING: Even the appearance of racial unfairness by law enforcement is a serious community problem which requires prompt, consequential action by Kenosha County government. Racially disparate treatment by law enforcement undermines comity and effective law enforcement.

RECOMMENDATION: Kenosha County should promptly retain, fully fund, and robustly support a project-based, qualified independent consultant with prior relevant experience in the law enforcement context -- working in coordination with Kenosha County's Sheriff's Department and Equity, Diversity, & Inclusion Coordinator -- to (i) investigate the reasons for this apparent disparate impact, (ii) propose measures to eliminate any of its impermissible causes and to otherwise substantially reduce it, (iii) prepare a written report to the Kenosha County Board which describes its work, findings and proposals.

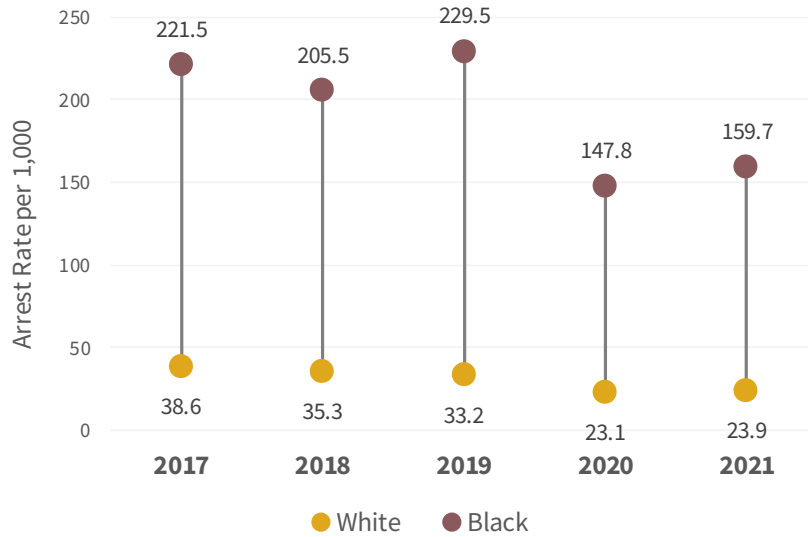
RECOMMENDATION: To the extent that it does not already do so, beginning in 2023 Kenosha County should implement record-keeping which tracks the race, color, and gender by self-identification of arrested persons and make that data publicly available.

¹ A copy of that data is attached to this Report as **Exhibit 1** and is incorporated by reference.

Kenosha County Racial & Ethnic Equity Commission
Adult and Juvenile Arrests by Race

In 2021, Black adults were 6.7 times more likely to be arrested compared to White adults.

Kenosha County Adult Arrest Rates Per 1,000 (2017-2021)



- In 2021, the arrest rate for White adults was 23.9 per 1,000 population compared to 159.7 for Black adults.
- With the exception of 2019/20, the disparity has increased each year since 2017/18.

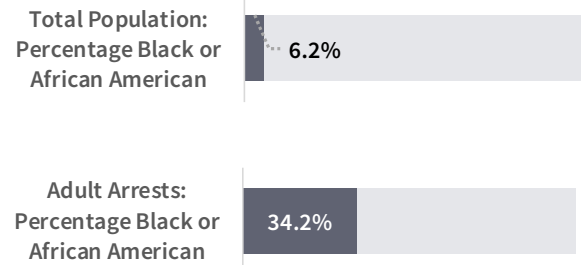
Disparity Rates

2021	6.7
2020	6.4
2019	6.9
2018	5.8
2017	5.7

Black or African Americans 18 years of age and older represent 6.2% of Kenosha County’s population compared to 34.2% of adult arrests in 2021 (see charts below at right). The disproportionality ratio in 2021 was 5.5. If there was no disproportionality, the ratio would equal 1.

Number of Adult Arrests by Race
 Kenosha County (2017-2021)

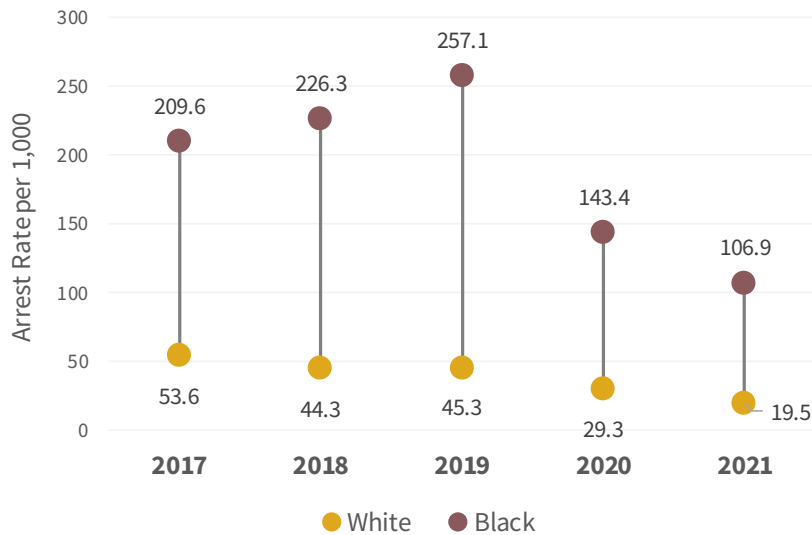
	2017	2018	2019	2020	2021
White	4,455	4,101	3,909	2,710	2,803
Black	2,009	1,914	2,176	1,420	1,535
American Indian	6	7	11	10	9
Asian	40	35	33	21	14
Unknown	0	0	0	24	125
Total Arrests	6,510	6,057	6,129	4,185	4,486
Disproportionality Ratio	5.0	5.1	5.7	5.5	5.5



Kenosha County Racial & Ethnic Equity Commission
Adult and Juvenile Arrests by Race

In 2021, **Black** youth were 5.5 times more likely to be arrested compared to **White** youth.

Kenosha County Juvenile Arrest Rates Per 1,000 (2017-2021)



- In 2021, the arrest rate for Black youth was 106.9 per 1,000 population compared to 19.5 for White youth.
- In the past five years, disparity rates ranged from a low of 3.9 in 2017 to a high of 5.7 in 2019.

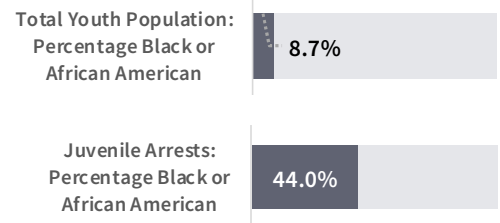
Disparity Rates

2021	5.5
2020	4.8
2019	5.7
2018	5.1
2017	3.9

Black or African American youth (ages 10-17) represent 8.7% of Kenosha County’s population compared to 44.0% of juvenile arrests in 2021 (see charts below at right). The disproportionality ratio in 2021 was 5.0. If there was no disproportionality, the ratio would equal 1.

Number of Juvenile Arrests by Race
 Kenosha County (2017-2021)

	2017	2018	2019	2020	2021
White	863	692	693	448	293
Black	482	516	585	330	246
American Indian	0	0	1	0	1
Asian	3	2	8	4	1
Unknown	0	0	0	4	18
Total Arrests	1,348	1,210	1,287	786	559
Disproportionality Ratio	4.1	4.9	5.2	4.8	5.0



Definitions

Disparity refers to the likelihood of someone in a group experiencing a positive or negative outcome as compared to someone else in another group. In our case this is a comparison between a racial or ethnic minority and a non-minority (i.e. comparing African Americans to Whites). Using the example of arrests, in 2021, the arrest rate for Black adults was 159.7 per 1,000, compared to 23.9 per 1,000 for White adults. This results in a disparity rate of 6.6/1 (159.7 Black arrest rate / 23.9 White arrest rate = 6.6).

Disproportionality compares the proportion of a particular group that experiences a specific outcome, status, or condition compared to that group's proportion of the total population. Using the same example of arrests, in 2021, Black adults ages 18 and over made up 34.2% of adult arrests but are only 7.1% of the total population. This results in a disproportionality ratio of 4.8 (34.2% Black arrests / 7.1% Blacks in the total population = 4.8).

Data Sources

Adult and Juvenile Arrests

Wisconsin Department of Justice - Bureau of Justice Information and Analysis
Wisconsin Uniform Crime Reporting (UCR)

Arrests in the UCR are defined as: All persons processed by arrest (booking), citation, or summons (when served by an officer) for committing an offense in its jurisdiction. Arrest counts are based on the most serious charge reported to the UCR program, rather than the number of charges.

The Uniform Crime Reporting program is the primary data collection point for crime and arrest statistics provided by law enforcement agencies in the State of Wisconsin. On a monthly basis, data are collected from more than 400 law enforcement agencies on reported crimes, arrests, hate crimes, assaults on police officers, and more detailed information on homicides and sexual assaults. The data collection follows the Federal Bureau of Investigation's (FBI) guidelines for UCR reporting (<https://www.fbi.gov/services/cjis/ucr/data-documentation>).

Adult and Youth Populations

Adults defined as residents 18 years and older; youth defined as between the ages of 10 and 17.

Total Population:

Source: U.S. Census Bureau, 2016-2020 American Community Survey 5-Year Estimates, Table B01001, <https://data.census.gov/table?q=B01001:+SEX+BY+AGE&g=0500000US55059&y=2020&tid=ACSDT5Y2020.B01001>

Black or African American Population:

Source: U.S. Census Bureau, 2016-2020 American Community Survey 5-Year Estimates, Table B01001B, https://data.census.gov/cedsci/table?q=B01001B&g=0400000US55_0500000US55059&y=2020&tid=ACSDT5Y2020.B01001B&moe=false